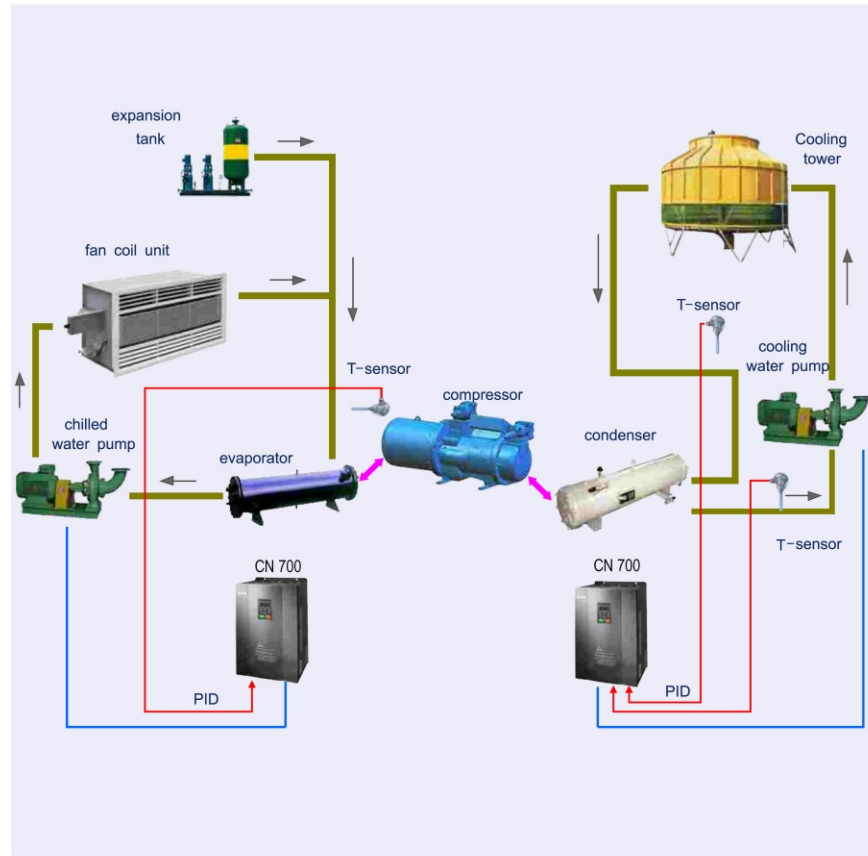




CN700 series inverter used on the center air conditioner



The difference of effluent temperature and backwater temperature of the water-cycling system in the central air-conditioning indicates the heat exchanger of the whole system needed. So, we can control the flow of water-cycling to control the heat exchange speed based on the difference, it is the first choice control mode for energy saving.

CN 700 Series General Purpose Inverter



invl

Service line: 86-755-86312859 E-mail: overseas@invl.com.cn

SHENZHEN INVL ELECTRIC CO., LTD. No. 4 Building, Gaofa Scientific Industrial Park, Longjing, Nanshan District, Shenzhen, China

- | | | | |
|---------------------|--------------------------|---------------------------------------|-----------------------------------|
| Electric Drive: | ■ Frequency Inverter | ■ Intelligent Elevator Control System | ■ Traction Drive |
| Industrial control: | ■ Servo & Motion Control | ■ Motor & Electric Spindle | ■ PLC |
| New energy: | ■ SVG | ■ Solar Inverter | ■ UPS |
| | | | ■ HMI |
| | | | ■ Online Energy Management System |

INVL Copyright.
Information may be subject to change without notice during product improving.

201412 (V3.2)



invl

Selection Guide

Model No.	Rated Power (kW)	Rated input current (A)	Rated output current (A)
3AC 380V ±15%			
CN700-OR2G-4	0.2	0.97	0.71
CN700-OR4G-4	0.4	1.94	1.42
CN700-OR7G-4	0.7	3.4	2.5
CN700-1R5G-4	1.5	5.0	3.7
CN700-2R2G-4	2.2	5.8	5
CN700-004G-4	4.0	10	9
CN700-5R5G-4	5.5	15	13
CN700-7R5G-4	7.5	20	17
CN700-011G-4	11	26	25
CN700-015G-4	15	35	32

Technical Features

I/O Features	Input Voltage Range	380/220V±15%	
	Input Frequency Range	47~63Hz	
	Output Voltage Range	0~rated input voltage	
	Output Frequency Range	0~400Hz	
I/O Terminals	Input Terminals	programmable DI:7, 1 high speed pulse; programmable AI:2, AI1: -10V~10V; AI2: 0~10V or 0~20mA;	
	Output Terminals	programmable open collector output:1(open collector or high speed pulse output selectable); programmable relay output:2 programmable AI:2, 0/4~20mA or 0~10V selectable.	
Control Function	Communication Terminals	provide RS485 communication interface, adopt Modbus-RTU communication mode.	
	Control Mode	V/F control, sensorless vector control (SVC)	
	Speed Adjusting Range	1:100(SVC)	
	Overload Capacity	150% rated current 60s, 180% rated current 10s .	
	Frequency Reference Source	Keypad, analog input, HDI, serial communication, multi-step speed, simple PLC and PID. The combination of multi- modes and the switch between different modes can be realized.	
	Other Functions	<ul style="list-style-type: none"> ● Traverse Control Function ● PID Control Function ● Simple PLC, Multi-Steps Speed Control Function: 16 steps speed can be set. ● None-Stop when instantaneous power off. ● Speed Trace Function: Smoothly start the running motor. ● Automatic Voltage Regulation Function (AVR): ● Up to 23 fault protections: over current, over voltage, under voltage, over temperature, phase failure, overload etc. 	
	Man-machine Interface	LED Display	Can display: setting frequency,output frequency,output voltage,output current etc.
		Multi-function Key-press	The QUICK/JOG key-press can be used as multi-function key-press.
	EMC	EMC Criterion	if the installing and wiring of the inverter together with the EMI filter according to (CN700) we can promise it's must meet the following criterion: <ul style="list-style-type: none"> ● EN61000-6-4 ● EN61800-3 [Normally, if the cable of motor is longer than 50m, it's should install AC reactor or sinusoidal filter at the output side of the inverter.]
			Temperature
Environmental Constraint	Humidity	≤90%, without condensation	
	Altitude	≤1000M, output rated power >1000M, output power with derating	
	Impingement and Oscillation	The inverter is prohibited to drop on the floor or with suddenly impact, it also prohibited to be installed at the place where the oscillation may occur very probably.	
	Electromagnetic Radiation	The inverter is prohibited to be installed at the place where stronger electromagnetic radiation may occur very probably.	
	Store Environment	The inverter is prohibited to be stored at the place where with direct sunlight, fall of oil mist, steam and with heavy oscillation.	

Wiring diagram of CN700 series inverter

